

# MONO PARETE POLIPROPILENE

## SINGLE WALL POLYPROPYLENE

Diametri disponibili/Available diametres

# Ø 50÷200

### Applicazioni / Applications




Installazione  
interna  
Indoor  
installation




Caldaie a  
condensazione  
Condensing  
devices



Cappe da  
cucina  
Kitchen hood



Guarnizione in EPDM  
conforme a UNI EN 14241-1  
EPDM seal compliant to  
UNI EN 14241-1




**CE** Designazione del prodotto secondo la norma EN 14471  
Product designation according to EN 14471

SISTEMA CAMINO MONO PARETE RIGIDO CON CONDOTTO FUMI IN PLASTICA.  
SINGLE WALL RIGID SYSTEM CHIMNEY WITH PLASTIC FLUE LINER.

TEMPERATURA TEMPERATURE	PRESSIONE PRESSURE	CONDENSA CONDENSATE	CORROSIONE CORROSION	DISTANZA MATERIALI INFIAMMABILI DISTANCE FROM COMBUSTIBLE MATE- RIALS	POSIZIONAMENTO LOCATION	REAZIONE AL FUOCO REACTION TO FIRE	PROTEZIONE PROTECTION
<b>T120</b> max 120 °C	<b>P1</b> 200 Pa	<b>W</b> Uso a umido Wet utilization	<b>2</b> Combustibili gassosi/ liquidi Gaseous / liquid fuels	<b>010</b> 10 mm	<b>LI</b> Solo uso interno Indoor only	<b>E</b> Scarsa proprietà di reazione alla fiamma Poor fire reaction properties	<b>U</b> Nessuna protezione No protection

PERDITE DI CARICO (Pa) HEAD LOSS (Pa)	Ø50	Ø60	Ø80	Ø100	Ø110	Ø125	Ø160	Ø200
Tubo rigido 1 m Rigid pipe	22	13	4	4	4	3	2	4
Tubo flessibile 1 m Flex pipe	---	6	3	4	4	3	4	---
Curva 30° Elbow	---	5	4	4	4	3	3	4
Curva 45° Elbow	22	13	4	4	4	4	4	18
Curva 90° Elbow	56	24	12	12	12	10	6	38
COMPRESSIONE ELEMENTI ELEMENTS COMPRESSION	Ø50	Ø60	Ø80	Ø100	Ø110	Ø125	Ø160	Ø200
Altezza massima Maximum high	30 m	30 m	25 m	20 m	67 m	50 m	35 m	25 m
COMPRESSIONE SUPPORTO SUPPORT COMPRESSION	Ø50	Ø60	Ø80	Ø100	Ø110	Ø125	Ø160	Ø200
Carico massimo Max weight	55 Kg	55 Kg	55 Kg	55 Kg	55 Kg	55 Kg	55 Kg	55 Kg
PESO WEIGHT (kg/m)	Ø50	Ø60	Ø80	Ø100	Ø110	Ø125	Ø160	Ø200
Tubo rigido Single wall rigid	0.270	0.325	0.490	0.770	0.900	1.200	1.900	2.900
Tubo flessibile Single wall flexible	---	0.220	0.320	0.380	0.480	0.570	0.650	---

## DOCUMENTAZIONE DOCUMENTS




### DoP

[get.atimariani.it/dop/DOP06.pdf](http://get.atimariani.it/dop/DOP06.pdf)



### Libretto istruzioni Instruction manual

[get.atimariani.it/man/MANUT-PP-001.pdf](http://get.atimariani.it/man/MANUT-PP-001.pdf)



### Sezione catalogo Catalogue section

[get.atimariani.it/cat/PP-SW.pdf](http://get.atimariani.it/cat/PP-SW.pdf)



# MONO PARETE POLIPROPILENE

## SINGLE WALL POLYPROPYLENE

Diametri disponibili/Available diametres

# Ø 50÷160

### Applicazioni / Applications



Installazione  
interna  
Indoor  
installation



Caldaie a  
condensazione  
Condensing  
devices



Cappe da  
cucina  
Kitchen hood



Guarnizione in EPDM  
conforme a UNI EN 14241-1  
EPDM seal compliant to  
UNI EN 14241-1




**CE** Designazione del prodotto secondo la norma EN 14471  
Product designation according to EN 14471

SISTEMA CAMINO MONO PARETE FLESSIBILE CON CONDOTTO FUMI IN PLASTICA.  
SINGLE WALL FLEXIBLE SYSTEM CHIMNEY WITH PLASTIC FLUE LINER.

TEMPERATURA TEMPERATURE	PRESSIONE PRESSURE	CONDENSA CONDENSATE	CORROSIONE CORROSION	DISTANZA MATERIALI INFIAMMABILI DISTANCE FROM COMBUSTIBLE MATERIALS	POSIZIONAMENTO LOCATION	REAZIONE AL FUOCO REACTION TO FIRE	PROTEZIONE PROTECTION
<b>T120</b> max 120 °C	<b>P1</b> 200 Pa	<b>W</b> Uso a umido Wet utilization	<b>2</b> Combustibili gassosi/ liquidi Gaseous / liquid fuels	<b>010</b> 10 mm	<b>LI</b> Solo uso interno Indoor only	<b>E</b> Scarsa proprietà di reazione alla fiamma Poor fire reaction properties	<b>U</b> Nessuna protezione No protection


PERDITE DI CARICO (Pa) HEAD LOSS (Pa)	Ø60	Ø80	Ø100	Ø110	Ø125	Ø160	Ø200
Tubo flessibile 1 m Flex pipe	6	3	4	4	3	4	---
PESO WEIGHT (kg/m)	Ø60	Ø80	Ø100	Ø110	Ø125	Ø160	Ø200
Tubo flessibile Single wall flexible	0.220	0.320	0.380	0.480	0.570	0.650	---

## DOCUMENTAZIONE DOCUMENTS



### DoP

[get.atimariani.it/dop/DOP07.pdf](http://get.atimariani.it/dop/DOP07.pdf)



### Libretto istruzioni Instruction manual


[get.atimariani.it/man/MANUT-PP-003.pdf](http://get.atimariani.it/man/MANUT-PP-003.pdf)



### Sezione catalogo Catalogue section

[get.atimariani.it/cat/PP-SW.pdf](http://get.atimariani.it/cat/PP-SW.pdf)

## TUBO FLESSIBILE M/F IN ROLOLO CON INNESTO A BICCHIERE M/F FLEXIBLE PIPE IN ROLL WITH PUSH FIT CONNECTION



Diametro/Diameter Codice/Code	Ø50 WNF50P	Ø60 WBF60P	Ø80 WBF80P	Ø100 WBF100P	Ø110 WBF110P	Ø125 WBF125P	Ø160 WBF160P
A (mm)	-	508	508	508	508	508	485
B (mm)	58	66	87,4	114	121,4	140	165
C (mm)	51	61	81	101	111	126	161
D (mm)	-	60	80	100	110	125	160

I tubi flessibili sono forniti in rotoli composti da moduli di circa 50 cm per facilitare la realizzazione di tratte di lunghezza arbitraria. Ogni modulo parte con un innesto e termina con bicchiere. I moduli sono accoppiati in modo alternato, bicchiere contro bicchiere e innesto contro innesto, come da schema a sinistra. Nella tabella riportata sopra sono quotate le misure principali di un modulo per i vari diametri.

Flexible pipes are supplied in rolls made up of 50cm long modules in order to ease the implementation of flue systems of the desired length. Each module has a male and female side. The modules are coupled alternately, female against female and male against male, as shown in the picture to the left. The table above lists the main module sizes for the various diameters.



**TUBO  
PIPE**

Dim.	250 mm	500 mm	1000 mm	2000 mm
Cod./ref.	WB1-25P	WB1-55P	WB1-105P	WB1-205P
Note	sp. 1,8 mm	sp. 1,8 mm	sp. 1,8 mm	sp. 1,8 mm
Notes	thk. 1,8 mm	thk. 1,8 mm	thk. 1,8 mm	thk. 1,8 mm
Pz/pcs	28	28	28	28
€/pz.	€ 5,40	€ 6,60	€ 10,80	€ 16,60



**TUBO FLESSIBILE NERO  
FLEXIBLE BLACK PIPE**

Dim.	
Cod./ref.	WNF50P
Note	rotolo
Notes	roll
Pz/pcs	50
€/m	€ 10,80



**ADATTATORE M/F  
M/F TRANSITION**

Dim.	
Cod./ref.	WNF50AD
Note	
Notes	
Pz/pcs	1
€/pz	€ 19,50



**CURVA  
BEND**

Dim.	30°
Cod./ref.	WB2-35P
Note	a settori
Notes	segment bend
Pz/pcs	10
€/pz.	€ 7,20



**CURVA  
BEND**

Dim.	45°
Cod./ref.	WB2-45P
Note	
Notes	
Pz/pcs	10
€/pz.	€ 6,40



**CURVA  
BEND**

Dim.	93°
Cod./ref.	WB2-95P
Note	
Notes	
Pz/pcs	10
€/pz.	€ 7,00



**RACCORDO A T  
T ELEMENT**

Dim.	
Cod./ref.	WB13-50PMF
Note	
Notes	
Pz/pcs	10
€/pz.	€ 11,80



**SCARICO CONDENSA  
CONDENSATION DRAIN**

Dim.	1/2"
Cod./ref.	WB16-50P
Note	verticale
Notes	vertical
Pz/pcs	10
€/pz.	€ 8,20



**RIDUZIONE  
REDUCING ADAPTER**

Dim.	Ø 50 F - Ø 60 M
Cod./ref.	WB8-56P
Note	
Notes	
Pz/pcs	1
€/pz.	€ 16,20

**RIDUZIONE**  
**REDUCING ADAPTER**



Dim. Ø 50 F - Ø 80 M

Cod./ref. **WB8-58P**

Note

Notes

Pz/pcs **1**

€/pz. **€ 16,20**

**GUARNIZIONE EPDM**  
**EPDM SEAL**



Dim.

Cod./ref. **W20-50**

Note

Notes

Pz/pcs **10**

€/pz. **€ 0,80**

**FASCETTA DI CENTRAGGIO**  
**BRACING BRACKET**



Dim. Ø 50 - Ø 200

Cod./ref. **WB67-02**

Note **ad anello**

Notes **ring bracket**

Pz/pcs **4**

€/pz. **€ 7,20**

**GRIGLIA INOX/PP - T120**  
**STAINLESS STEEL/PP GRID - T120**



Dim.

Cod./ref. **WB11-050**

Note **aspirazione aria**

Notes **air inlet**

Pz/pcs **1**

€/pz. **€ 7,80**



How to install flue system single wall polypropylene flexible D.50



**TUBO  
PIPE**

Dim.	250 mm	500 mm	1000 mm	2000 mm
Cod./ref.	WB1-26P	WB1-56P	WB1-106P	WB1-206P
Note	sp. 2 mm	sp. 2 mm	sp. 2 mm	sp. 2 mm
Notes	thk. 2 mm	thk. 2 mm	thk. 2 mm	thk. 2 mm
Pz/pcs	28	28	28	28
€/pz.	€ 5,80	€ 7,00	€ 11,20	€ 18,60



**TUBO FLESSIBILE M/F  
M/F FLEXIBLE PIPE**

Dim.	
Cod./ref.	WBF60P
Note	rotolo
Notes	roll
Pz/pcs	50
€/m	€ 10,80



**TUBO FLESSIBILE NERO M/F  
M/F FLEXIBLE BLACK PIPE**

Dim.	
Cod./ref.	WNF60P
Note	rotolo
Notes	roll
Pz/pcs	50
€/m	€ 12,60



**TUBO TELESCOPICO  
ADJUSTABLE PIPE**

Dim.	550 / 900 mm
Cod./ref.	WBF60T
Note	
Notes	
Pz/pcs	5
€/pz.	€ 10,80



**FASCETTA INOX ANTISFILAMENTO  
STAINLESS STEEL SECURITY CLAMP**

Dim.	
Cod./ref.	W9-6FX
Note	per tubo flessibile
Notes	for flexible pipes
Pz/pcs	10
€/pz.	€ 4,40



**CURVA  
BEND**

Dim.	30°
Cod./ref.	WB2-36P
Note	a settori
Notes	segment bend
Pz/pcs	10
€/pz.	€ 8,00



**CURVA  
BEND**

Dim.	45°
Cod./ref.	WB2-46P
Note	
Notes	
Pz/pcs	10
€/pz.	€ 6,60



**CURVA  
BEND**

Dim.	93°
Cod./ref.	WB2-96P
Note	
Notes	
Pz/pcs	10
€/pz.	€ 7,20



**CURVA  
BEND**

Dim.	93°
Cod./ref.	WB2-96PIS
Note	con tappo ispezione
Notes	with inspection plug
Pz/pcs	1
€/pz.	€ 19,20



**CURVA DI SUPPORTO**  
**SUPPORT BEND**

Dim. **93°**

Cod./ref. **WB2-96PSC**

Note

Notes

Pz/pcs **5**

€/pz. **€ 16,60**



**STAFFA**  
**BRACKET**

Dim. **350 x 50 mm**

Cod./ref. **14-STAF**

Note

Notes

Pz/pcs **1**

€/pz. **€ 14,60**



**RACCORDO A T**  
**T ELEMENT**

Dim.

Cod./ref. **WB13-60PMF**

Note

Notes

Pz/pcs **10**

€/pz. **€ 12,20**



**RACCORDO A T**  
**T ELEMENT**

Dim.

Cod./ref. **WB13-60PSC**

Note **scarico condensa 1/2"**

Notes **1/2" condensation drain**

Pz/pcs **10**

€/pz. **€ 16,00**



**RACCORDO ISPEZIONE**  
**INSPECTION ELEMENT**

Dim.

Cod./ref. **WB13-60PIS**

Note **con tappo ad espansione**

Notes **with expansion plug**

Pz/pcs **5**

€/pz. **€ 22,80**



**RACCORDO ISPEZIONE**  
**INSPECTION ELEMENT**

Dim.

Cod./ref. **WB13-60PPI**

Note **con tappo e prelievo fumi**

Notes **with plug and measuring point**

Pz/pcs **5**

€/pz. **€ 26,60**



**TAPPO ISPEZIONE**  
**INSPECTION PLUG**

Dim.

Cod./ref. **WB12-60P**

Note **ad espansione**

Notes **expansion plug**

Pz/pcs **1**

€/pz. **€ 7,40**



**TAPPO ISPEZIONE**  
**INSPECTION PLUG**

Dim.

Cod./ref. **WB12-60PF**

Note **femmina**

Notes **female**

Pz/pcs **1**

€/pz. **€ 6,60**



**SCARICO CONDENSA**  
**CONDENSATION DRAIN**

Dim. **1/2"**

Cod./ref. **WB16-60P**

Note **verticale**

Notes **vertical**

Pz/pcs **10**

€/pz. **€ 8,60**



**SCARICO CONDENSA**  
**CONDENSATION DRAIN**

Dim. **1/2"**

Cod./ref. **WB16-60PSV**

Note **verticale**

Notes **vertical**

Pz/pcs **10**

€/pz. **€ 16,00**





**SCARICO CONDENSA**  
**CONDENSATION DRAIN**

Dim. 1/2"  
Cod./ref. **WB13-60PSO**  
Note **tubo orizzontale**  
Notes **horizontal pipe**  
Pz/pcs **10**  
€/pz. **€ 21,80**



**SCARICO CONDENSA**  
**CONDENSATION DRAIN**

Dim. 1/2"  
Cod./ref. **WB16-60PSC**  
Note **partenza**  
Notes **boiler connection**  
Pz/pcs **1**  
€/pz. **€ 10,40**



**RIDUZIONE**  
**REDUCING ADAPTER**

Dim. **Ø 60 F - Ø 80 M**  
Cod./ref. **WB8-68P**  
Note  
Notes  
Pz/pcs **1**  
€/pz. **€ 21,80**



**MAGGIORAZIONE**  
**INCREASING ADAPTER**

Dim. **Ø 60 F - Ø 50 M**  
Cod./ref. **WB8-65P**  
Note **verticale**  
Notes **vertical**  
Pz/pcs **1**  
€/pz. **€ 14,80**



**MAGGIORAZIONE**  
**INCREASING ADAPTER**

Dim. **Ø 60 F - Ø 50 M**  
Cod./ref. **WB8-65PO**  
Note **orizzontale**  
Notes **horizontal**  
Pz/pcs **1**  
€/pz. **€ 21,80**



**GUARNIZIONE EPDM**  
**EPDM SEAL**

Dim.  
Cod./ref. **W20-60**  
Note **per rigido**  
Notes **for rigid**  
Pz/pcs **10**  
€/pz. **€ 1,00**



**GUARNIZIONE EPDM**  
**EPDM SEAL**

Dim.  
Cod./ref. **W20-60F**  
Note **per flessibile**  
Notes **for flexible**  
Pz/pcs **10**  
€/pz. **€ 1,00**



**ROSONE**  
**WALL COVER**

Dim.  
Cod./ref. **9-6**  
Note **metallo**  
Notes **metal**  
Pz/pcs **20**  
€/pz. **€ 3,60**



**ROSONE**  
**WALL COVER**

Dim.  
Cod./ref. **9-66**  
Note **EPDM**  
Notes  
Pz/pcs **20**  
€/pz. **€ 3,40**



**COLLARE DI FISSAGGIO**  
**WALL BRACKET**

Dim.  
Cod./ref. **14-60**  
Note  
Notes  
Pz/pcs **10**  
€/pz. **€ 4,60**



**FASCETTA DI CENTRAGGIO**  
**BRACING BRACKET**



Dim. **Ø 50 - Ø 200**  
Cod./ref. **WB67-02**  
Note **ad anello**  
Notes **ring bracket**  
Pz/pcs **4**  
€/pz. **€ 7,20**

**TERMINALE VERTICALE**  
**VERTICAL FLUE TERMINAL**



Dim.  
Cod./ref. **WM45-60P**  
Note **per comignolo piano**  
Notes **for flat shaft**  
Pz/pcs **1**  
€/pz. **€ 29,40**



**TERMINALE VERTICALE**  
**ROOF TERMINAL**



Dim. **Ø 60 - H.1000 mm**  
Cod./ref. **WM45-60PAB**  
Note **tetto inclinato da 5° a 30°**  
Notes **5° - 30° pitched roof**  
Pz/pcs **1**  
€/pz. **€ 84,40**

**TEGOLA MARRONE**  
**BROWN TILE**



Dim. **408 x 408 mm**  
Cod./ref. **M5-TA**  
Note **rigida per comignolo piano**  
Notes **rigid for flat shaft**  
Pz/pcs **1**  
€/pz. **€ 28,20**

**TEGOLA MARRONE**  
**BROWN TILE**



Dim. **500 x 500 mm**  
Cod./ref. **5-TA**  
Note **tetto inclinato da 5° a 30°**  
Notes **5° - 30° pitched roof**  
Pz/pcs **1**  
€/pz. **€ 28,20**

**TERMINALE ORIZZONTALE**  
**HORIZONTAL FLUE TERMINAL**



Dim.  
Cod./ref. **WN10-060**  
Note **nylon**  
Notes  
Pz/pcs **10**  
€/pz. **€ 7,00**

**GRIGLIA INOX**  
**STAINLESS STEEL GRID**



Dim.  
Cod./ref. **11-6AX**  
Note **aspirazione aria**  
Notes **air inlet**  
Pz/pcs **10**  
€/pz. **€ 4,80**

**TERMINALE ORIZZONTALE**  
**HORIZONTAL FLUE TERMINAL**



Dim.  
Cod./ref. **10-6SX**  
Note **femmina**  
Notes **female**  
Pz/pcs **10**  
€/pz. **€ 5,40**

**TERMINALE VERTICALE**  
**VERTICAL FLUE TERMINAL**



Dim.  
Cod./ref. **10-6VX**  
Note **femmina**  
Notes **female**  
Pz/pcs **10**  
€/pz. **€ 19,00**

**TERMINALE VERTICALE**  
**VERTICAL FLUE TERMINAL**



Dim.  
Cod./ref. **6-6CX**  
Note **maschio**  
Notes **male**  
Pz/pcs **5**  
€/pz. **€ 21,80**



**TUBO  
PIPE**

Dim.	250 mm	500 mm	1000 mm	2000 mm
Cod./ref.	WB1-28P	WB1-58P	WB1-108P	WB1-208P
Note	sp. 2 mm	sp. 2 mm	sp. 2 mm	sp. 2 mm
Notes	thk. 2 mm	thk. 2 mm	thk. 2 mm	thk. 2 mm
Pz/pcs	28	28	28	28
€/pz.	€ 6,60	€ 7,80	€ 12,20	€ 22,40



**TUBO NERO  
BLACK PIPE**

Dim.	250 mm	500 mm	1000 mm
Cod./ref.	WN1-28P	WN1-58P	WN1-108P
Note	sp. 2 mm	sp. 2 mm	sp. 2 mm
Notes	thk. 2 mm	thk. 2 mm	thk. 2 mm
Pz/pcs	28	28	28
€/pz.	€ 7,60	€ 9,00	€ 14,00



**TUBO FLESSIBILE M/F  
M/F FLEXIBLE PIPE**

Dim.	
Cod./ref.	WBF80P
Note	rotolo
Notes	roll
Pz/pcs	50
€/m	€ 12,00



**TUBO FLESSIBILE NERO M/F  
M/F FLEXIBLE BLACK PIPE**

Dim.	
Cod./ref.	WNF80P
Note	rotolo
Notes	roll
Pz/pcs	50
€/m	€ 13,80



**TUBO TELESCOPICO  
ADJUSTABLE PIPE**

Dim.	550 / 900 mm
Cod./ref.	WBF80T
Note	
Notes	
Pz/pcs	5
€/pz.	€ 12,00



**FASCETTA INOX ANTISFILAMENTO  
STAINLESS STEEL SECURITY CLAMP**

Dim.	
Cod./ref.	W9-8FX
Note	per tubo flessibile
Notes	for flexible pipes
Pz/pcs	10
€/pz.	€ 10,00



**FASCETTA INOX ANTISFILAMENTO  
STAINLESS STEEL SECURITY CLAMP**

Dim.	
Cod./ref.	W9-8RX
Note	per tubo rigido
Notes	for rigid pipes
Pz/pcs	10
€/pz.	€ 11,20



**CURVA  
BEND**

Dim.	30°
Cod./ref.	WB2-38P
Note	a settori
Notes	segment bend
Pz/pcs	10
€/pz.	€ 9,40

**CURVA BEND**

Dim. **45°**

Cod./ref. **WB2-48P**

Note

Notes

Pz/pcs **10**

€/pz. **€ 7,40**



**CURVA BEND**

Dim. **93°**

Cod./ref. **WB2-98P**

Note

Notes

Pz/pcs **10**

€/pz. **€ 7,60**



**CURVA BEND**

Dim. **93°**

Cod./ref. **WB2-98PIS**

Note **con tappo ispezione**

Notes **with inspection plug**

Pz/pcs **1**

€/pz. **€ 21,20**



**CURVA NERA BLACK BEND**

Dim. **45°**

Cod./ref. **WN2-48P**

Note

Notes

Pz/pcs **10**

€/pz. **€ 8,40**



**CURVA NERA BLACK BEND**

Dim. **93°**

Cod./ref. **WN2-98P**

Note

Notes

Pz/pcs **10**

€/pz. **€ 8,80**



**CURVA DI SUPPORTO SUPPORT BEND**

Dim. **93°**

Cod./ref. **WB2-93PSC**

Note

Notes

Pz/pcs **1**

€/pz. **€ 12,70**



**STAFFA BRACKET**

Dim. **350 x 50 mm**

Cod./ref. **14-STAF**

Note

Notes

Pz/pcs **1**

€/pz. **€ 14,60**



**RACCORDO A T T ELEMENT**

Dim.

Cod./ref. **WB13-80PMF**

Note

Notes

Pz/pcs **10**

€/pz. **€ 16,60**



**RACCORDO A T T ELEMENT**

Dim.

Cod./ref. **WB13-80PSC**

Note **con scarico condensa 1/2"**

Notes **with 1/2" condensation drain**

Pz/pcs **10**

€/pz. **€ 19,20**



**RACCORDO ISPEZIONE INSPECTION ELEMENT**

Dim.

Cod./ref. **WB13-80PIS**

Note **con tappo ad espansione**

Notes **with expansion plug**

Pz/pcs **10**

€/pz. **€ 26,00**





**RACCORDO ISPEZIONE**  
**INSPECTION ELEMENT**

Dim.

Cod./ref. **WB13-80PPI**

Note **con tappo e prelievo fumi**

Notes **with plug and measuring point**

Pz/pcs **10**

€/pz. **€ 29,80**



**TAPPO ISPEZIONE**  
**INSPECTION PLUG**

Dim.

Cod./ref. **WB12-80P**

Note **ad espansione**

Notes **expansion plug**

Pz/pcs **1**

€/pz. **€ 8,00**



**TAPPO ISPEZIONE**  
**INSPECTION PLUG**

Dim.

Cod./ref. **WB12-80PF**

Note **femmina**

Notes **female**

Pz/pcs **1**

€/pz. **€ 9,60**



**SCARICO CONDENSA**  
**CONDENSATION DRAIN**

Dim. **1/2"**

Cod./ref. **WB16-80P**

Note

Notes

Pz/pcs **10**

€/pz. **€ 9,60**



**SCARICO CONDENSA**  
**CONDENSATION DRAIN**

Dim. **1/2"**

Cod./ref. **WB16-80PSV**

Note **verticale**

Notes **vertical**

Pz/pcs **10**

€/pz. **€ 21,80**



**SCARICO CONDENSA**  
**CONDENSATION DRAIN**

Dim. **1/2"**

Cod./ref. **WB13-80PSO**

Note **tubo orizzontale**

Notes **horizontal pipe**

Pz/pcs **10**

€/pz. **€ 27,20**



**SCARICO CONDENSA**  
**CONDENSATION DRAIN**

Dim. **1/2"**

Cod./ref. **WB16-80PSC**

Note **partenza**

Notes **boiler connection**

Pz/pcs **1**

€/pz. **€ 11,40**



**VALVOLA DI NON RITORNO**  
**NON RETURN VALVE**

Dim.

Cod./ref. **WB16-80VNR**

Note **scarico cond. 1/2"**

Notes **1/2" condensation drain**

Pz/pcs **10**

€/pz. **€ 39,00**

IN ESAURIMENTO / CLOSE OUT SALE



**RIDUZIONE**  
**REDUCING ADAPTER**

Dim. **Ø 80 F - Ø 100 M**

Cod./ref. **WB8-0810P**

Note

Notes

Pz/pcs **1**

€/pz. **€ 27,20**



**MAGGIORAZIONE**  
**INCREASING ADAPTER**

Dim. **Ø 80 F - Ø 50 M**

Cod./ref. **WB8-85P**

Note **verticale**

Notes **vertical**

Pz/pcs **1**

€/pz. **€ 16,20**

**MAGGIORAZIONE**  
**INCREASING ADAPTER**



Dim. **Ø 80 F - Ø 60 M**

Cod./ref. **WB8-86P**

Note **verticale**

Notes **vertical**

Pz/pcs **1**

€/pz. **€ 17,60**

**MAGGIORAZIONE**  
**INCREASING ADAPTER**



Dim. **Ø 80 F - Ø 60 M**

Cod./ref. **WB8-86PO**

Note **orizzontale**

Notes **horizontal**

Pz/pcs **1**

€/pz. **€ 24,00**

**CONDOTTI SEPARATI**  
**TWIN WALL SYSTEM**



Dim. **Ø 60 - H 25 mm**

Cod./ref. **WB3-88A**

Note **Biasi-Bongioanni-Ferroli-Hermann-Ital-therm-Saunier Duval-Savio-Sime-Unical**

Notes

Pz/pcs **1**

€/pz. **€ 12,00**

**CONDOTTI SEPARATI**  
**TWIN WALL SYSTEM**



Dim.

Cod./ref. **WB3-88I**

Note **Immergas**

Notes

Pz/pcs **1**

€/pz. **€ 12,00**

**CONDOTTI SEPARATI**  
**TWIN WALL SYSTEM**



Dim.

Cod./ref. **WB3-88O**

Note **Baxi-Beretta-Fondital-Riello-Roca**

Notes

Pz/pcs **1**

€/pz. **€ 12,00**

**CONDOTTI SEPARATI**  
**TWIN WALL SYSTEM**



Dim.

Cod./ref. **WB3-88M**

Note **Ariston-Chaffoteaux**

Notes

Pz/pcs **1**

€/pz. **€ 10,80**

**CONDOTTI SEPARATI**  
**TWIN WALL SYSTEM**



Dim.

Cod./ref. **WB3-88R**

Note **Radiant**

Notes

Pz/pcs **1**

€/pz. **€ 12,00**

**PORTINA**  
**INSPECTION DOOR**



Dim. **200 x 445 mm**

Cod./ref. **WB16-CUR80**

Note

Notes

Pz/pcs **1**

€/pz. **€ 26,00**

**CASSETTA COMPLETA**  
**BOX WITH CONDENSATE COLLECTOR**



Dim. **180 x 180 x 425 mm**

Cod./ref. **WB16-CISP**

Note **Cassetta completa**

Notes **Box and condensate collector**

Pz/pcs **1**

€/pz. **€ 98,60**

**GUARNIZIONE EPDM**  
**EPDM SEAL**



Dim.

Cod./ref. **W20-80**

Note

Notes

Pz/pcs **10**

€/pz. **€ 1,20**



**ROSONE  
WALL COVER**

Dim.

Cod./ref. **9-8**  
Note **metallo**  
Notes **metal**  
Pz/pcs **20**  
€/pz. **€ 3,80**



**ROSONE  
WALL COVER**

Dim.

Cod./ref. **9-86**  
Note **EPDM**  
Notes  
Pz/pcs **20**  
€/pz. **€ 3,60**



**COLLARE DI FISSAGGIO  
WALL BRACKET**

Dim.

Cod./ref. **14-80**  
Note  
Notes  
Pz/pcs **10**  
€/pz. **€ 6,00**



**FASCETTA DI CENTRAGGIO  
BRACING BRACKET**

Dim. **Ø 50 - Ø 200**

Cod./ref. **WB67-02**  
Note **ad anello**  
Notes **ring bracket**  
Pz/pcs **4**  
€/pz. **€ 7,20**



**TERMINALE VERTICALE  
VERTICAL FLUE TERMINAL**

Dim.

Cod./ref. **WM45-80P**  
Note **per comignolo piano**  
Notes **for flat shaft**  
Pz/pcs **1**  
€/pz. **€ 29,80**



**TERMINALE VERTICALE  
ROOF TERMINAL**

Dim. **Ø 80 - H.1000 mm**

Cod./ref. **WM45-810PAB**  
Note **tetto inclinato da 5° a 30°**  
Notes **5° - 30° pitched roof**  
Pz/pcs **1**  
€/pz. **€ 86,00**



**TERMINALE VERTICALE  
ROOF TERMINAL**

Dim. **Ø 80 - H.1000 mm**

Cod./ref. **WR45-810PRB**  
Note **tetto inclinato da 5° a 30°**  
Notes **5° - 30° pitched roof**  
Pz/pcs **1**  
€/pz. **€ 98,80**



**TERMINALE VERTICALE  
ROOF TERMINAL**

Dim. **400 x 400 mm - H 550 mm**


Cod./ref. **WN45-080PT**  
Note  
Notes  
Pz/pcs **1**  
€/pz. **€ 55,00**



**TERMINALE VERTICALE  
VERTICAL FLUE TERMINAL**

Dim. **400 x 400 mm - H 550 mm**

Cod./ref. **WN45-080PR**  
Note **Kit per rinnovo**  
Notes **Renovation kit**  
Pz/pcs **1**  
€/pz. **€ 120,00**



**TERMINALE  
VERTICAL**

Dim.

Cod./ref. **WX45-080**  
Note **Curva con supporto**  
Notes **Bend with support**  
Pz/pcs **1**  
€/pz. **€ 74,00**



**TEGOLA MARRONE**  
**BROWN TILE**



Dim. **408 x 408 mm**

Cod./ref. **M5-TA**

Note **rigida per comignolo piano**

Notes **rigid for flat shaft**

Pz/pcs **1**

€/pz. **€ 28,20**

**TEGOLA MARRONE**  
**BROWN TILE**



Dim. **500 x 500 mm**

Cod./ref. **5-TA**

Note **teito inclinato da 5° a 30°**

Notes **5° - 30° pitched roof**

Pz/pcs **1**

€/pz. **€ 28,20**

**TERMINALE ORIZZONTALE**  
**HORIZONTAL FLUE TERMINAL**



Dim.

Cod./ref. **WN10-080**


Note **nylon**

Notes

Pz/pcs **10**

€/pz. **€ 5,20**

**TERMINALE ORIZZONTALE**  
**HORIZONTAL FLUE TERMINAL**



Dim.

Cod./ref. **WB10-080**

Note **nylon**

Notes

Pz/pcs **10**

€/pz. **€ 5,20**

**GRIGLIA ASPIRAZIONE ARIA**  
**AIR INLET GRID AND TERMINAL**



Dim.

Cod./ref. **10-8**

Note **nylon**

Notes

Pz/pcs **10**

€/pz. **€ 3,20**

**GRIGLIA INOX**  
**STAINLESS STEEL GRID**



Dim.

Cod./ref. **11-8AX**

Note **aspirazione aria**

Notes **air inlet**

Pz/pcs **10**

€/pz. **€ 5,00**

**TERMINALE ORIZZONTALE**  
**HORIZONTAL FLUE TERMINAL**



Dim.

Cod./ref. **10-8SX**

Note **femmina**

Notes **female**

Pz/pcs **10**

€/pz. **€ 5,60**

**TERMINALE ORIZZONTALE**  
**HORIZONTAL FLUE TERMINAL**



Dim.

Cod./ref. **10-8SMX**

Note **maschio**

Notes **male**

Pz/pcs **4**

€/pz. **€ 11,40**

**TERMINALE VERTICALE**  
**VERTICAL FLUE TERMINAL**



Dim.

Cod./ref. **10-8VX**

Note **femmina**

Notes **female**

Pz/pcs **10**

€/pz. **€ 21,00**

**TERMINALE VERTICALE**  
**VERTICAL FLUE TERMINAL**



Dim.

Cod./ref. **6-8CX**

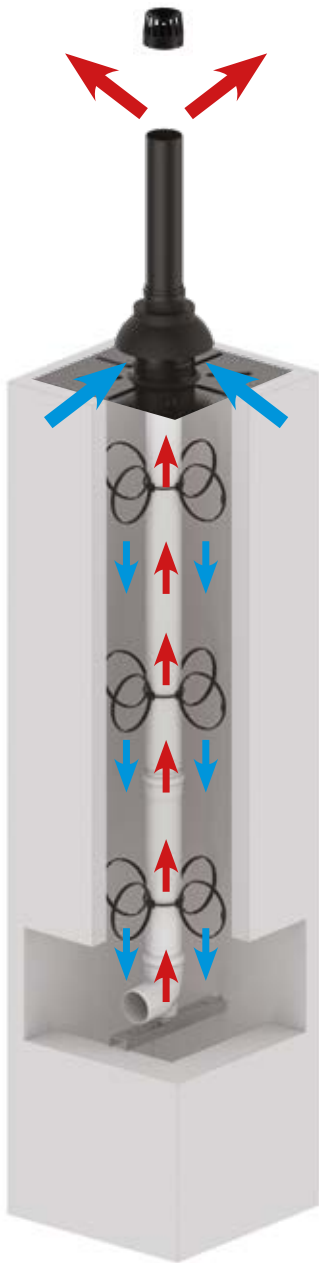
Note **maschio**

Notes **male**

Pz/pcs **5**

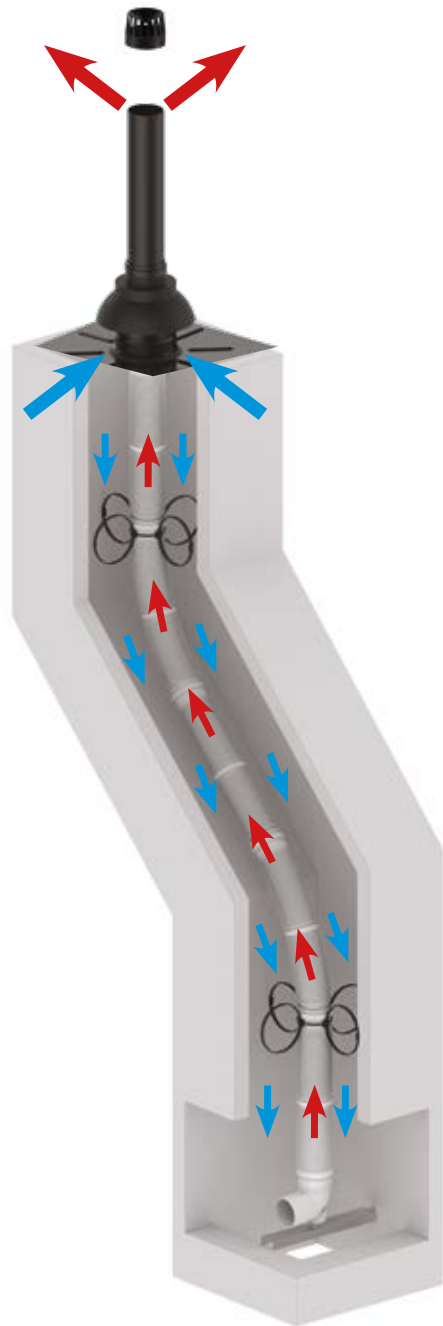
€/pz. **€ 24,80**





10-8S

WN45-080PT



Kit completo  
Full kit  
WN45-080PR

WB16-CUR80

W9-8FX



W9-8RX



W9-8RX



Vedi pag. 62  
See page 62



**TUBO  
PIPE**

Dim.	250 mm	500 mm	1000 mm	2000 mm
Cod./ref.	WB1-2100P	WB1-5100P	WB1-10100P	WB1-20100P
Note	sp. 2 mm	sp. 2 mm	sp. 2 mm	sp. 2 mm
Notes	thk. 2 mm	thk. 2 mm	thk. 2 mm	thk. 2 mm
Pz/pcs	6	6	6	4
€/pz.	€ 8,60	€ 12,00	€ 19,00	€ 34,00



**TUBO FLESSIBILE M/F  
M/F FLEXIBLE PIPE**

Dim.	
Cod./ref.	WBF100P
Note	rotolo
Notes	roll
Pz/pcs	25
€/m	€ 17,80



**TUBO TELESCOPICO  
ADJUSTABLE PIPE**

Dim.	550 / 900 mm
Cod./ref.	WBF100T
Note	
Notes	
Pz/pcs	5
€/pz.	€ 17,80



**FASCETTA INOX ANTISFILAMENTO  
STAINLESS STEEL SECURITY CLAMP**

Dim.	
Cod./ref.	W9-10FX
Note	per tubo flessibile
Notes	for flexible pipes
Pz/pcs	10
€/pz.	€ 4,60



**CURVA  
BEND**

Dim.	30°
Cod./ref.	WB2-3100P
Note	a settori
Notes	segment bend
Pz/pcs	10
€/pz.	€ 11,20



**CURVA  
BEND**

Dim.	45°
Cod./ref.	WB2-4100P
Note	
Notes	
Pz/pcs	10
€/pz.	€ 9,40



**CURVA  
BEND**

Dim.	93°
Cod./ref.	WB2-9100P
Note	
Notes	
Pz/pcs	10
€/pz.	€ 9,60



**CURVA  
BEND**

Dim.	93°
Cod./ref.	WB2-9100PIS
Note	con tappo ispezione
Notes	with inspection plug
Pz/pcs	1
€/pz.	€ 25,60



**CURVA DI SUPPORTO  
SUPPORT BEND**

Dim.	93°
Cod./ref.	WB2-9100PSC
Note	
Notes	
Pz/pcs	1
€/pz.	€ 19,20



**STAFFA  
BRACKET**

Dim. **350 x 50 mm**

Cod./ref. **14-STAF**

Note

Notes

Pz/pcs **1**

€/pz. **€ 14,60**



**RACCORDO A T  
T ELEMENT**

Dim.

Cod./ref. **WB13-100PMF**

Note

Notes

Pz/pcs **10**

€/pz. **€ 26,80**



**RACCORDO A T  
T ELEMENT**

Dim. **ridotto Ø 80/reduced Ø 80**

Cod./ref. **WB13-1008PMF**

Note

Notes

Pz/pcs **10**

€/pz. **€ 29,00**



**TAPPO ISPEZIONE  
INSPECTION PLUG**

Dim.

Cod./ref. **WB12-100PF**

Note **femmina**

Notes **female**

Pz/pcs **1**

€/pz. **€ 13,20**



**SCARICO CONDENSA  
CONDENSATION DRAIN**

Dim. **1/2"**

Cod./ref. **WB16-100P**

Note **verticale**

Notes **vertical**

Pz/pcs **1**

€/pz. **€ 16,20**



**SCARICO CONDENSA  
CONDENSATION DRAIN**

Dim. **1/2"**

Cod./ref. **WB16-100PSV**

Note **verticale**

Notes **vertical**

Pz/pcs **1**

€/pz. **€ 29,60**



**SCARICO CONDENSA  
CONDENSATION DRAIN**

Dim. **1/2"**

Cod./ref. **WB13-100PSO**

Note **orizzontale**

Notes **horizontal**

Pz/pcs **1**

€/pz. **€ 31,00**



**SCARICO CONDENSA  
CONDENSATION DRAIN**

Dim. **1/2"**

Cod./ref. **WB16-100PSC**

Note **partenza**

Notes **boiler connection**

Pz/pcs **1**

€/pz. **€ 19,60**



**RIDUZIONE  
REDUCING ADAPTER**

Dim. **Ø 100 F - Ø 110 M**

Cod./ref. **WB8-1011P**

Note

Notes

Pz/pcs **1**

€/pz. **€ 29,80**



**MAGGIORAZIONE  
INCREASING ADAPTER**

Dim. **Ø 100 F - Ø 80 M**

Cod./ref. **WB8-1008P**

Note **verticale**

Notes **vertical**

Pz/pcs **1**

€/pz. **€ 22,40**

**MAGGIORAZIONE**  
INCREASING ADAPTER



Dim. Ø 100 F - Ø 80 M  
Cod./ref. **WB8-1008PO**  
Note **orizzontale**  
Notes **horizontal**  
Pz/pcs **1**  
€/pz. **€ 30,60**

**GUARNIZIONE EPDM**  
EPDM SEAL



Dim.  
Cod./ref. **W20-100**  
Note  
Notes  
Pz/pcs **10**  
€/pz. **€ 1,40**

**ROSONE**  
WALL COVER



Dim.  
Cod./ref. **9-10**  
Note **metallo**  
Notes **metal**  
Pz/pcs **20**  
€/pz. **€ 4,80**

**ROSONE**  
WALL COVER



Dim.  
Cod./ref. **9-106**  
Note **EPDM**  
Notes  
Pz/pcs **20**  
€/pz. **€ 4,60**

**COLLARE DI FISSAGGIO**  
WALL BRACKET



Dim.  
Cod./ref. **14-100**  
Note  
Notes  
Pz/pcs **10**  
€/pz. **€ 6,80**

**FASCETTA DI CENTRAGGIO**  
BRACING BRACKET



Dim. Ø 50 - Ø 200  
Cod./ref. **WB67-02**  
Note **ad anello**  
Notes **ring bracket**  
Pz/pcs **4**  
€/pz. **€ 7,20**



**TERMINALE VERTICALE**  
VERTICAL FLUE TERMINAL



Dim.  
Cod./ref. **WM45-100P**  
Note **per comignolo piano**  
Notes **for flat shaft**  
Pz/pcs **1**  
€/pz. **€ 39,80**



**TERMINALE VERTICALE**  
ROOF TERMINAL



Dim. Ø 100 - H.800 mm  
Cod./ref. **WM45-100PAB**  
Note **tetto inclinato da 5° a 30°**  
Notes **5° - 30° pitched roof**  
Pz/pcs **1**  
€/pz. **€ 87,60**

**TEGOLA MARRONE**  
BROWN TILE



Dim. **408 x 408 mm**  
Cod./ref. **M5-TA**  
Note **rigida per comignolo piano**  
Notes **rigid for flat shaft**  
Pz/pcs **1**  
€/pz. **€ 28,20**

**TEGOLA MARRONE**  
BROWN TILE



Dim. **500 x 500 mm**  
Cod./ref. **5-TA**  
Note **tetto inclinato da 5° a 30°**  
Notes **5° - 30° pitched roof**  
Pz/pcs **1**  
€/pz. **€ 28,20**



**GRIGLIA INOX**  
**STAINLESS STEEL GRID**

Dim.

Cod./ref. **11-10AX**

Note **aspirazione aria**

Notes **air inlet**

Pz/pcs **10**

€/pz. **€ 6,40**



**TERMINALE ORIZZONTALE**  
**HORIZONTAL FLUE TERMINAL**

Dim.

Cod./ref. **10-10SX**

Note **femmina**

Notes **female**

Pz/pcs **10**

€/pz. **€ 6,80**



**TERMINALE VERTICALE**  
**VERTICAL FLUE TERMINAL**

Dim.

Cod./ref. **10-10VX**

Note **femmina**

Notes **female**

Pz/pcs **10**

€/pz. **€ 23,80**



**TERMINALE VERTICALE**  
**VERTICAL FLUE TERMINAL**

Dim.

Cod./ref. **6-10CX**

Note **maschio**

Notes **male**

Pz/pcs **3**

€/pz. **€ 27,60**



**TUBO  
PIPE**

Dim.	250 mm	500 mm	1000 mm	2000 mm
Cod./ref.	WB1-2110P	WB1-5110P	WB1-10110P	WB1-20110P
Note	sp. 2,7 mm	sp. 2,7 mm	sp. 2,7 mm	sp. 2,7 mm
Notes	thk. 2,7 mm	thk. 2,7 mm	thk. 2,7 mm	thk. 2,7 mm
Pz/pcs	6	6	6	4
€/pz.	€ 9,20	€ 13,20	€ 20,80	€ 37,40



**TUBO FLESSIBILE M/F  
M/F FLEXIBLE PIPE**

Dim.	
Cod./ref.	WBF110P
Note	rotolo
Notes	roll
Pz/pcs	25
€/m	€ 20,60



**TUBO TELESCOPICO  
ADJUSTABLE PIPE**

Dim.	550 / 900 mm
Cod./ref.	WBF110T
Note	
Notes	
Pz/pcs	5
€/pz.	€ 20,60



**FASCETTA INOX ANTISFILAMENTO  
STAINLESS STEEL SECURITY CLAMP**

Dim.	
Cod./ref.	W9-11FX
Note	per tubo flessibile
Notes	for flexible pipes
Pz/pcs	10
€/pz.	€ 10,40



**CURVA  
BEND**

Dim.	30°
Cod./ref.	WB2-3110P
Note	a settori
Notes	segment bend
Pz/pcs	1
€/pz.	€ 12,60



**CURVA  
BEND**

Dim.	45°
Cod./ref.	WB2-4110P
Note	
Notes	
Pz/pcs	1
€/pz.	€ 10,00



**CURVA  
BEND**

Dim.	93°
Cod./ref.	WB2-9110P
Note	
Notes	
Pz/pcs	1
€/pz.	€ 10,20



**CURVA  
BEND**

Dim.	93°
Cod./ref.	WB2-9110PIS
Note	con tappo ispezione
Notes	with inspection plug
Pz/pcs	1
€/pz.	€ 27,20



**CURVA DI SUPPORTO  
SUPPORT BEND**

Dim.	93°
Cod./ref.	WB2-9110PSC
Note	
Notes	
Pz/pcs	1
€/pz.	€ 20,00



**STAFFA  
BRACKET**

Dim. **350 x 50 mm**

Cod./ref. **14-STAF**

Note

Notes

Pz/pcs **1**

€/pz. **€ 14,60**



**RACCORDO A T  
T ELEMENT**

Dim.

Cod./ref. **WB13-110PMF**

Note

Notes

Pz/pcs **1**

€/pz. **€ 28,20**



**RACCORDO A T  
T ELEMENT**

Dim. **ridotto Ø 80/reduced Ø 80**

Cod./ref. **WB13-1108PMF**

Note

Notes

Pz/pcs **1**

€/pz. **€ 30,20**



**TAPPO ISPEZIONE  
INSPECTION PLUG**

Dim.

Cod./ref. **WB12-110P**

Note **maschio**

Notes **male**

Pz/pcs **1**

€/pz. **€ 11,00**



**TAPPO ISPEZIONE  
INSPECTION PLUG**

Dim.

Cod./ref. **WB12-110PF**

Note **femmina**

Notes **female**

Pz/pcs **1**

€/pz. **€ 13,80**



**SCARICO CONDENSA  
CONDENSATION DRAIN**

Dim. **1/2"**

Cod./ref. **WB16-110P**

Note **verticale**

Notes **vertical**

Pz/pcs **1**

€/pz. **€ 19,00**



**SCARICO CONDENSA  
CONDENSATION DRAIN**

Dim. **1/2"**

Cod./ref. **WB16-110PSV**

Note **verticale**

Notes **vertical**

Pz/pcs **1**

€/pz. **€ 31,60**



**SCARICO CONDENSA  
CONDENSATION DRAIN**

Dim. **1/2"**

Cod./ref. **WB13-110PSO**

Note **orizzontale**

Notes **horizontal**

Pz/pcs **1**

€/pz. **€ 32,20**



**SCARICO CONDENSA  
CONDENSATION DRAIN**

Dim. **1/2"**

Cod./ref. **WB16-110PSC**

Note **partenza**

Notes **boiler connection**

Pz/pcs **1**

€/pz. **€ 20,80**



**MAGGIORAZIONE  
INCREASING ADAPTER**

Dim. **Ø 110 F - Ø 80 M**

Cod./ref. **WB8-1108P**

Note **verticale**

Notes **vertical**

Pz/pcs **1**

€/pz. **€ 23,80**



**MAGGIORAZIONE**  
INCREASING ADAPTER

Dim. Ø 110 F - Ø 100 M  
Cod./ref. **WB8-1110P**  
Note **verticale**  
Notes **vertical**  
Pz/pcs **1**  
€/pz. **€ 26,80**



**MAGGIORAZIONE**  
INCREASING ADAPTER

Dim. Ø 110 F - Ø 80 M  
Cod./ref. **WB8-1108PO**  
Note **orizzontale**  
Notes **horizontal**  
Pz/pcs **1**  
€/pz. **€ 33,80**



**MAGGIORAZIONE**  
INCREASING ADAPTER

Dim. Ø 110 F - Ø 100 M  
Cod./ref. **WB8-1110PO**  
Note **orizzontale**  
Notes **horizontal**  
Pz/pcs **1**  
€/pz. **€ 36,20**



**GUARNIZIONE EPDM**  
EPDM SEAL

Dim.  
Cod./ref. **W20-110**  
Note  
Notes  
Pz/pcs **10**  
€/pz. **€ 1,60**



**ROSONE**  
WALL COVER

Dim.  
Cod./ref. **9-11**  
Note **metallo**  
Notes **metal**  
Pz/pcs **20**  
€/pz. **€ 5,00**



**ROSONE**  
WALL COVER

Dim.  
Cod./ref. **9-116**  
Note **EPDM**  
Notes  
Pz/pcs **20**  
€/pz. **€ 5,00**



**COLLARE DI FISSAGGIO**  
WALL BRACKET

Dim.  
Cod./ref. **14-110**  
Note  
Notes  
Pz/pcs **10**  
€/pz. **€ 7,40**



**FASCETTA DI CENTRAGGIO**  
BRACING BRACKET

Dim. Ø 50 - Ø 200  
Cod./ref. **WB67-02**  
Note **ad anello**  
Notes **ring bracket**  
Pz/pcs **4**  
€/pz. **€ 7,20**



**TERMINALE VERTICALE**  
VERTICAL FLUE TERMINAL

Dim.  
Cod./ref. **WM45-110P**  
Note **per comignolo piano**  
Notes **for flat shaft**  
Pz/pcs **1**  
€/pz. **€ 45,40**



**TERMINALE VERTICALE**  
ROOF TERMINAL

Dim. Ø 110 - H.800 mm  
Cod./ref. **WM45-110PAB**  
Note **tetto inclinato da 5° a 30°**  
Notes **5° - 30° pitched roof**  
Pz/pcs **1**  
€/pz. **€ 91,00**







**TEGOLA MARRONE**  
**BROWN TILE**

Dim. **408 x 408 mm**

Cod./ref. **M5-TA**

Note **rigida per comignolo piano**

Notes **rigid for flat shaft**

Pz/pcs **1**

€/pz. **€ 28,20**



**TEGOLA MARRONE**  
**BROWN TILE**

Dim. **500 x 500 mm**

Cod./ref. **5-TA**

Note **tetto inclinato da 5° a 30°**

Notes **5° - 30° pitched roof**

Pz/pcs **1**

€/pz. **€ 28,20**



### TUBO PIPE

Dim.	250 mm	500 mm	1000 mm	2000 mm
Cod./ref.	WB1-2125P	WB1-5125P	WB1-10125P	WB1-20125P
Note	sp. 3,1 mm	sp. 3,1 mm	sp. 3,1 mm	sp. 3,1 mm
Notes	thk. 3,1 mm	thk. 3,1 mm	thk. 3,1 mm	thk. 3,1 mm
Pz/pcs	6	6	6	4
€/pz.	€ 12,20	€ 17,80	€ 29,40	€ 53,40



### TUBO FLESSIBILE M/F M/F FLEXIBLE PIPE

Dim.	
Cod./ref.	WBF125P
Note	rotolo
Notes	roll
Pz/pcs	25
€/m	€ 27,20



### TUBO TELESCOPICO ADJUSTABLE PIPE

Dim.	550 / 900 mm
Cod./ref.	WBF125T
Note	
Notes	
Pz/pcs	5
€/pz.	€ 27,20



### FASCETTA INOX ANTISFILAMENTO STAINLESS STEEL SECURITY CLAMP

Dim.	
Cod./ref.	W9-12FX
Note	per tubo flessibile
Notes	for flexible pipes
Pz/pcs	10
€/pz.	€ 12,00



### CURVA BEND

Dim.	30°
Cod./ref.	WB2-3125P
Note	a settori
Notes	segment bend
Pz/pcs	1
€/pz.	€ 22,60



### CURVA BEND

Dim.	45°
Cod./ref.	WB2-4125P
Note	
Notes	
Pz/pcs	1
€/pz.	€ 19,20



### CURVA BEND

Dim.	93°
Cod./ref.	WB2-9125P
Note	
Notes	
Pz/pcs	1
€/pz.	€ 19,80



### CURVA BEND

Dim.	93°
Cod./ref.	WB2-9125PIS
Note	con tappo ispezione
Notes	with inspection plug
Pz/pcs	1
€/pz.	€ 30,80



### CURVA DI SUPPORTO SUPPORT BEND

Dim.	93°
Cod./ref.	WB2-9125PSC
Note	
Notes	
Pz/pcs	1
€/pz.	€ 29,60



**STAFFA  
BRACKET**

Dim. **350 x 50 mm**

Cod./ref. **14-STAF**

Note

Notes

Pz/pcs **1**

€/pz. **€ 14,60**



**RACCORDO A T  
T ELEMENT**

Dim.

Cod./ref. **WB13-125PMF**

Note

Notes

Pz/pcs **1**

€/pz. **€ 37,20**



**RACCORDO A T  
T ELEMENT**

Dim. **ridotto Ø 80/reduced Ø 80**

Cod./ref. **WB13-1258PMF**

Note

Notes

Pz/pcs **1**

€/pz. **€ 39,80**



**TAPPO ISPEZIONE  
INSPECTION PLUG**

Dim.

Cod./ref. **WB12-125P**

Note **maschio**

Notes **male**

Pz/pcs **1**

€/pz. **€ 18,00**



**TAPPO ISPEZIONE  
INSPECTION PLUG**

Dim.

Cod./ref. **WB12-125PF**

Note **femmina**

Notes **female**

Pz/pcs **1**

€/pz. **€ 23,40**



**SCARICO CONDENSA  
CONDENSATION DRAIN**

Dim. **1/2"**

Cod./ref. **WB16-125P**

Note **verticale**

Notes **vertical**

Pz/pcs **1**

€/pz. **€ 26,80**



**SCARICO CONDENSA  
CONDENSATION DRAIN**

Dim. **1/2"**

Cod./ref. **WB16-125PSV**

Note **verticale**

Notes **vertical**

Pz/pcs **1**

€/pz. **€ 39,60**



**SCARICO CONDENSA  
CONDENSATION DRAIN**

Dim. **1/2"**

Cod./ref. **WB13-125PSO**

Note **orizzontale**

Notes **horizontal**

Pz/pcs **1**

€/pz. **€ 41,20**



**SCARICO CONDENSA  
CONDENSATION DRAIN**

Dim. **1/2"**

Cod./ref. **WB16-125PSC**

Note **partenza**

Notes **boiler connection**

Pz/pcs **1**

€/pz. **€ 29,40**



**MAGGIORAZIONE  
INCREASING ADAPTER**

Dim. **Ø 125 F - Ø 80 M**

Cod./ref. **WB8-1208P**

Note **verticale**

Notes **vertical**

Pz/pcs **1**

€/pz. **€ 27,40**

**MAGGIORAZIONE**  
**INCREASING ADAPTER**



Dim. Ø 125 F - Ø 100 M  
Cod./ref. **WB8-1210P**  
Note **verticale**  
Notes **vertical**  
Pz/pcs **1**  
€/pz. **€ 28,20**

**MAGGIORAZIONE**  
**INCREASING ADAPTER**



Dim. Ø 125 F - Ø 110 M  
Cod./ref. **WB8-1211P**  
Note **verticale**  
Notes **vertical**  
Pz/pcs **1**  
€/pz. **€ 28,80**

**MAGGIORAZIONE**  
**INCREASING ADAPTER**



Dim. Ø 125 F - Ø 80 M  
Cod./ref. **WB8-1208PO**  
Note **orizzontale**  
Notes **horizontal**  
Pz/pcs **1**  
€/pz. **€ 40,40**

**MAGGIORAZIONE**  
**INCREASING ADAPTER**



Dim. Ø 125 F - Ø 100 M  
Cod./ref. **WB8-1210PO**  
Note **orizzontale**  
Notes **horizontal**  
Pz/pcs **1**  
€/pz. **€ 41,20**

**MAGGIORAZIONE**  
**INCREASING ADAPTER**



Dim. Ø 125 F - Ø 110 M  
Cod./ref. **WB8-1211PO**  
Note **orizzontale**  
Notes **horizontal**  
Pz/pcs **1**  
€/pz. **€ 41,80**

**GUARNIZIONE EPDM**  
**EPDM SEAL**



Dim.  
Cod./ref. **W20-125**  
Note  
Notes  
Pz/pcs **10**  
€/pz. **€ 1,80**

**ROSONE**  
**WALL COVER**



Dim.  
Cod./ref. **9-125**  
Note **metallo**  
Notes **metal**  
Pz/pcs **20**  
€/pz. **€ 5,20**

**ROSONE**  
**WALL COVER**




Dim.  
Cod./ref. **9-126**  
Note **EPDM**  
Notes  
Pz/pcs **20**  
€/pz. **€ 5,20**

**COLLARE DI FISSAGGIO**  
**WALL BRACKET**



Dim.  
Cod./ref. **14-125**  
Note  
Notes  
Pz/pcs **10**  
€/pz. **€ 8,60**

**FASCETTA DI CENTRAGGIO**  
**BRACING BRACKET**



Dim. Ø 50 - Ø 200  
Cod./ref. **WB67-02**  
Note **ad anello**  
Notes **ring bracket**  
Pz/pcs **4**  
€/pz. **€ 7,20**



**TERMINALE VERTICALE**  
**VERTICAL FLUE TERMINAL**

Dim.

Cod./ref. **WM45-125P**

Note **per comignolo piano**

Notes **for flat shaft**

Pz/pcs **1**

€/pz. **€ 54,60**



**TERMINALE VERTICALE**  
**ROOF TERMINAL**

Dim. **Ø 125 - H.800 mm**

Cod./ref. **WM45-125PAB**

Note **tetto inclinato da 5° a 30°**

Notes **5° - 30° pitched roof**

Pz/pcs **1**

€/pz. **€ 97,40**



**TERMINALE VERTICALE**  
**VERTICAL FLUE TERMINAL**

Dim. **Ø 125 - H.1000 mm**

Cod./ref. **WN45-125P**

Note **tetto inclinato da 5° a 50°**

Notes **5° - 50° pitched roof**

Pz/pcs **1**

€/pz. **€ 89,00**



**TEGOLA MARRONE**  
**BROWN TILE**

Dim. **408 x 408 mm**

Cod./ref. **M5-TA**

Note **rigida per comignolo piano**

Notes **rigid for flat shaft**

Pz/pcs **1**

€/pz. **€ 28,20**



**TEGOLA MARRONE**  
**BROWN TILE**

Dim. **500 x 500 mm**

Cod./ref. **5-TA**

Note **tetto inclinato da 5° a 30°**

Notes **5° - 30° pitched roof**

Pz/pcs **1**

€/pz. **€ 28,20**



**TEGOLA NERA**  
**BLACK TILE**

Dim. **500 x 500 mm**

Cod./ref. **N5-TA**

Note **tetto inclinato da 5° a 30°**

Notes **5° - 30° pitched roof**

Pz/pcs **1**

€/pz. **€ 28,20**



**TEGOLA NERA**  
**BLACK TILE**

Dim. **450 x 450 mm**

Cod./ref. **N5-TA50**










Note **tetto inclinato da 25° a 50°**

Notes **25° - 50° pitched roof**

Pz/pcs **1**

€/pz. **€ 41,00**

**Tabella di compatibilità camino-tegola**  
Terminal-Tile compatibility table

 WM45-125P	 WM45-125PAB	 WN45-125P
 M5-TA	 M5-TA	 N5-TA
 5-TA	 5-TA	 N5-TA50



Cod Ref	Carico Load	Altezza max Max Height							
		Ø 50	Ø 60	Ø 80	Ø 100	Ø 110	Ø 125	Ø 160	Ø 200
14-STAF	60 Kg	220 m	185 m	120 m	75 m	65 m	50 m	30 m	20 m



**TUBO  
PIPE**

Dim.	330 mm	500 mm	1000 mm	2000 mm
Cod./ref.	WB1-2160P	WB1-5160P	WB1-10160P	WB1-20160P
Note	sp. 3,9 mm	sp. 3,9 mm	sp. 3,9 mm	sp. 3,9 mm
Notes	thk. 3,9 mm	thk. 3,9 mm	thk. 3,9 mm	thk. 3,9 mm
Pz/pcs	6	6	6	4
€/pz.	€ 17,00	€ 25,40	€ 39,80	€ 69,00



**TUBO FLESSIBILE  
FLEXIBLE PIPE**

Dim.	
Cod./ref.	WBF160P
Note	rotolo
Notes	roll
Pz/pcs	25
€/m	€ 43,20



**CURVA  
BEND**

Dim.	30°
Cod./ref.	WB2-3160P
Note	a settori
Notes	segment bend
Pz/pcs	1
€/pz.	€ 38,80



**CURVA  
BEND**

Dim.	45°
Cod./ref.	WB2-4160P
Note	
Notes	
Pz/pcs	1
€/pz.	€ 34,60



**CURVA  
BEND**

Dim.	93°
Cod./ref.	WB2-9160P
Note	
Notes	
Pz/pcs	1
€/pz.	€ 35,40



**CURVA  
BEND**

Dim.	93°
Cod./ref.	WB2-9160PIS
Note	con tappo ispezione
Notes	with inspection plug
Pz/pcs	1
€/pz.	€ 41,40



**CURVA DI SUPPORTO  
SUPPORT BEND**

Dim.	93°
Cod./ref.	WB2-9160PSC
Note	
Notes	
Pz/pcs	1
€/pz.	€ 45,20



**STAFFA  
BRACKET**

Dim.	350 x 50 mm
Cod./ref.	14-STAF
Note	
Notes	
Pz/pcs	1
€/pz.	€ 14,60



**RACCORDO A T  
T ELEMENT**

Dim.	
Cod./ref.	WB13-160PMF
Note	
Notes	
Pz/pcs	1
€/pz.	€ 63,00



**RACCORDO A T  
T ELEMENT**

Dim. ridotto Ø 80/reduced Ø 80

Cod./ref. **WB13-160PMF**

Note

Notes

Pz/pcs **1**

€/pz. **€ 65,00**



**TAPPO ISPEZIONE  
INSPECTION PLUG**

Dim.

Cod./ref. **WB12-160PF**

Note **femmina**

Notes **female**

Pz/pcs **1**

€/pz. **€ 27,80**



**SCARICO CONDENSA  
CONDENSATION DRAIN**

Dim. **1/2"**


Cod./ref. **WB16-160P**

Note **verticale**

Notes **vertical**

Pz/pcs **1**

€/pz. **€ 41,20**



**SCARICO CONDENSA  
CONDENSATION DRAIN**

Dim. **1/2"**

Cod./ref. **WB16-160PSV**

Note **verticale**

Notes **vertical**

Pz/pcs **1**

€/pz. **€ 65,20**



**SCARICO CONDENSA  
CONDENSATION DRAIN**

Dim. **1/2"**

Cod./ref. **WB13-160PSO**

Note **orizzontale**

Notes **horizontal**

Pz/pcs **1**

€/pz. **€ 71,60**



**SCARICO CONDENSA  
CONDENSATION DRAIN**

Dim. **1/2"**

Cod./ref. **WB16-160PSC**

Note **partenza**

Notes **boiler connection**

Pz/pcs **1**

€/pz. **€ 45,40**



**MAGGIORAZIONE  
INCREASING ADAPTER**

Dim. **Ø 160 F - Ø 125 M**

Cod./ref. **WB8-1612P**

Note **verticale**

Notes **vertical**

Pz/pcs **1**

€/pz. **€ 41,20**



**MAGGIORAZIONE  
INCREASING ADAPTER**

Dim. **Ø 160 F - Ø 80 M**

Cod./ref. **WB8-1608PO**

Note **orizzontale**

Notes **horizontal**

Pz/pcs **1**

€/pz. **€ 52,40**



**MAGGIORAZIONE  
INCREASING ADAPTER**

Dim. **Ø 160 F - Ø 100 M**

Cod./ref. **WB8-1610PO**

Note **orizzontale**

Notes **horizontal**

Pz/pcs **1**

€/pz. **€ 53,40**



**MAGGIORAZIONE  
INCREASING ADAPTER**

Dim. **Ø 160 F - Ø 110 M**

Cod./ref. **WB8-1611PO**

Note **orizzontale**

Notes **horizontal**

Pz/pcs **1**

€/pz. **€ 54,60**





**MAGGIORAZIONE**  
**INCREASING ADAPTER**

Dim. Ø 160 F - Ø 125 M

Cod./ref. **WB8-1612PO**

Note **orizzontale**

Notes **horizontal**

Pz/pcs **1**

€/pz. **€ 55,00**



**GUARNIZIONE EPDM**  
**EPDM SEAL**

Dim.

Cod./ref. **W20-160**

Note **per rigido**

Notes **for rigid**

Pz/pcs **10**

€/pz. **€ 2,20**



**GUARNIZIONE EPDM**  
**EPDM SEAL**

Dim.

Cod./ref. **W20-160F**

Note **per flessibile**

Notes **for flexible**

Pz/pcs **10**

€/pz. **€ 2,20**



**COLLARE DI FISSAGGIO**  
**WALL BRACKET**

Dim.

Cod./ref. **COL160**

Note

Notes

Pz/pcs **1**

€/pz. **€ 29,80**



**FASCETTA DI CENTRAGGIO**  
**BRACING BRACKET**

Dim. Ø 50 - Ø 200

Cod./ref. **WB67-02**

Note **ad anello**

Notes **ring bracket**

Pz/pcs **4**

€/pz. **€ 7,20**



**TERMINALE VERTICALE**  
**ROOF TERMINAL**

Dim. Ø 160 - H. 800 mm

Cod./ref. **WM45-160PXB**

Note **teito inclinato da 5° a 30°**

Notes **5° - 30° pitched roof**

Pz/pcs **1**

€/pz. **€ 159,00**



**TEGOLA MARRONE**  
**BROWN TILE**

Dim. 500 x 500 mm

Cod./ref. **M5-T16**

Note **teito inclinato da 5° a 30°**

Notes **5° - 30° pitched roof**

Pz/pcs **1**

€/pz. **€ 32,00**



**TUBO  
PIPE**

Dim.	330 mm	500 mm	1000 mm	2000 mm
Cod./ref.	WB1-2200P	WB1-5200P	WB1-10200P	WB1-20200P
Note	sp. 4,9 mm	sp. 4,9 mm	sp. 4,9 mm	sp. 4,9 mm
Notes	thk. 4,9 mm	thk. 4,9 mm	thk. 4,9 mm	thk. 4,9 mm
Pz/pcs	4	4	4	2
€/pz.	€ 22,20	€ 36,60	€ 49,20	€ 81,20



**CURVA  
BEND**

Dim.	30°
Cod./ref.	WB2-3200P
Note	a settori
Notes	segment bend
Pz/pcs	1
€/pz.	€ 57,00



**CURVA  
BEND**

Dim.	45°
Cod./ref.	WB2-4200P
Note	a settori
Notes	segment bend
Pz/pcs	1
€/pz.	€ 58,20



**CURVA  
BEND**

Dim.	93°
Cod./ref.	WB2-9200P
Note	
Notes	
Pz/pcs	1
€/pz.	€ 64,60



**CURVA  
BEND**

Dim.	93°
Cod./ref.	WB2-9200PIS
Note	con tappo ispezione
Notes	with inspection plug
Pz/pcs	1
€/pz.	€ 70,60



**CURVA DI SUPPORTO  
SUPPORT BEND**

Dim.	93°
Cod./ref.	WB2-9200PSC
Note	
Notes	
Pz/pcs	1
€/pz.	€ 74,40



**STAFFA  
BRACKET**

Dim.	350 x 50 mm
Cod./ref.	14-STAF
Note	
Notes	
Pz/pcs	1
€/pz.	€ 14,60



**RACCORDO A T  
T ELEMENT**

Dim.	
Cod./ref.	WB13-200PMF
Note	
Notes	
Pz/pcs	1
€/pz.	€ 94,80



**RACCORDO A T  
T ELEMENT**

Dim.	ridotto Ø 80/reduced Ø 80
Cod./ref.	WB13-2008PMF
Note	
Notes	
Pz/pcs	1
€/pz.	€ 97,40



**TAPPO ISPEZIONE**  
**INSPECTION PLUG**

Dim.

Cod./ref. **WB12-200PF**

Note **femmina**

Notes **female**

Pz/pcs **1**

€/pz. **€ 32,40**



**SCARICO CONDENSA**  
**CONDENSATION DRAIN**

Dim. **1/2"**

Cod./ref. **WB16-200P**

Note **verticale**

Notes **vertical**

Pz/pcs **1**

€/pz. **€ 52,40**



**SCARICO CONDENSA**  
**CONDENSATION DRAIN**

Dim. **1/2"**

Cod./ref. **WB16-200PSV**

Note **verticale**

Notes **vertical**

Pz/pcs **1**

€/pz. **€ 79,80**



**SCARICO CONDENSA**  
**CONDENSATION DRAIN**

Dim. **1/2"**

Cod./ref. **WB13-200PSO**

Note **orizzontale**

Notes **horizontal**

Pz/pcs **1**

€/pz. **€ 87,60**



**SCARICO CONDENSA**  
**CONDENSATION DRAIN**

Dim. **1/2"**

Cod./ref. **WB16-200PSC**

Note **partenza**

Notes **boiler connection**

Pz/pcs **1**

€/pz. **€ 57,80**



**MAGGIORAZIONE**  
**INCREASING ADAPTER**

Dim. **Ø 200 F - Ø 160 M**

Cod./ref. **WB8-2016P**

Note **verticale**

Notes **vertical**

Pz/pcs **1**

€/pz. **€ 52,40**



**MAGGIORAZIONE**  
**INCREASING ADAPTER**

Dim. **Ø 200 F - Ø 80 M**

Cod./ref. **WB8-2008PO**

Note **orizzontale**

Notes **horizontal**

Pz/pcs **1**

€/pz. **€ 63,80**



**MAGGIORAZIONE**  
**INCREASING ADAPTER**

Dim. **Ø 200 F - Ø 100 M**

Cod./ref. **WB8-2010PO**

Note **orizzontale**

Notes **horizontal**

Pz/pcs **1**

€/pz. **€ 64,60**



**MAGGIORAZIONE**  
**INCREASING ADAPTER**

Dim. **Ø 200 F - Ø 110 M**

Cod./ref. **WB8-2011PO**

Note **orizzontale**

Notes **horizontal**

Pz/pcs **1**

€/pz. **€ 64,80**



**MAGGIORAZIONE**  
**INCREASING ADAPTER**

Dim. **Ø 200 F - Ø 125 M**

Cod./ref. **WB8-2012PO**

Note **orizzontale**

Notes **horizontal**

Pz/pcs **1**

€/pz. **€ 65,40**

### MAGGIORAZIONE INCREASING ADAPTER



Dim. Ø 200 F - Ø 160 M

Cod./ref. **WB8-2016PO**

Note **orizzontale**

Notes **horizontal**

Pz/pcs **1**

€/pz. **€ 66,80**

### GUARNIZIONE EPDM EPDM SEAL



Dim.

Cod./ref. **W20-200**

Note

Notes

Pz/pcs **10**

€/pz. **€ 2,80**

### COLLARE DI FISSAGGIO WALL BRACKET



Dim.

Cod./ref. **COL200**

Note

Notes

Pz/pcs **1**

€/pz. **€ 32,40**

### FASCETTA DI CENTRAGGIO BRACING BRACKET



Dim. Ø 50 - Ø 200

Cod./ref. **WB67-02**

Note **ad anello**

Notes **ring bracket**

Pz/pcs **4**

€/pz. **€ 7,20**



### TERMINALE VERTICALE ROOF TERMINAL



Dim. **H. 800 mm**

Cod./ref. **WM45-200PXB**

Note **tetto inclinato da 5° a 30°**

Notes **5° - 30° pitched roof**

Pz/pcs **1**

€/pz. **€ 166,00**

### TEGOLA MARRONE BROWN TILE



Dim. **500 x 500 mm**

Cod./ref. **M5-T20**

Note **tetto inclinato da 5° a 30°**

Notes **5° - 30° pitched roof**

Pz/pcs **1**

€/pz. **€ 37,80**



### SIFONE DRAIN-TRAP

Dim. H. 241 mm  
Cod./ref. **WB16-SIF**  
Note  
Notes  
Pz/pcs **1**  
€/pz. **€ 23,80**



### PRELIEVO FUMI FLUE SAMPLING

Dim. Ø 12  
Cod./ref. **W67-10P**  
Note  
Notes  
Pz/pcs **20**  
€/pz. **€ 2,60**



### TUBO SCARICO CONDENSA HOSE FOR CONDENSATION DRAIN

Dim. Ø 20  
Cod./ref. **WBFPC**  
Note  
Notes  
Pz/pcs **50**  
€/pz. **€ 2,80**



### SCIVOLANTE LUBRICANT

Dim.  
Cod./ref. **W16-SCV**  
Note **250 ml**  
Notes  
Pz/pcs **1**  
€/pz. **€ 3,60**



### PORTINA ISPEZIONE INSPECTION DOOR

Dim. 200 x 445 mm  
Cod./ref. **WB16-TISP**  
Note  
Notes  
Pz/pcs **1**  
€/pz. **€ 15,00**



### PORTINA ISPEZIONE INSPECTION DOOR

Dim. 200 x 445 mm  
Cod./ref. **WB16-GISP**  
Note **con feritoie**  
Notes **with slits**  
Pz/pcs **1**  
€/pz. **€ 20,00**