

COASSIALE > PP/PP

CONCENTRIC > PP/PP

Diametri disponibili/Available diametres

Ø 60/100



Applicazioni / Applications



Installazione
interna
Indoor
installation



Caldaie a
condensazione
Condensing
devices

Guarnizione in EPDM conforme a UNI EN 14241-1
EPDM seal compliant to UNI EN 14241-1

Polipropilene
Polypropylene

Polipropilene
Polypropylene



CE Designazione del prodotto secondo la norma EN 14471

Product designation according to EN 14471

Sistema camino coassiale rigido con condotto fumi in plastica.
Coaxial rigid system chimney with plastic flue liner.

Temperatura Temperature	Pressione Pressure	Condensa Condensate	Corrosione Corrosion	Distanza materiali infiammabili Distance from combustible materials	Posizionamento Location	Reazione al fuoco Reaction to fire	Protezione Protection
T120 max 120 °C	P1 200 Pa	W Uso a umido Wet utilization	2 Combustibili gassosi/liquidi Gaseous / liquid fuels	010 10 mm	LI Solo uso interno Indoor only	E Scarsa proprietà di reazione alla fiamma Poor fire reaction properties	U1 Protezione combustibile Protection with combustible outer wall

CONDENSAZIONE
CONDENSING

COASSIALE > PP/PP

CONCENTRIC > PP/PP

Diametri disponibili/Available diametres

Ø 60/100



PERDITE DI CARICO (Pa) HEAD LOSS (Pa)	Ø60/100
Tubo rigido 1 m Rigid pipe	32
Curva 45° Elbow	25
Curva 87° Elbow	25


PESO WEIGHT (kg/m)	Ø60/100
Tubo rigido Single wall rigid	1.41

Documentazione / Documents




DoP

get.atimariani.it/dop/DOP01.pdf



Libretto istruzioni Instruction manual

get.atimariani.it/man/MANUT-PP-002.pdf




Catalogo Catalogue


get.atimariani.it/cat/PP-PP-CO.pdf





Ø 60/100**COASSIALE > PP/PP
CONCENTRIC > PP/PP****TERMINALE ORIZZONTALE
HORIZONTAL FLUE TERMINAL**

	Cod./ref.	Dim./dim.	Note/notes	Pz./pcs	€/pz.
	WBPP610	850 mm		1	€ 27,50










**PROLUNGA
EXTENSION**

	Cod./ref.	Dim./dim.	Note/notes	Pz./pcs	€/pz.
	WBPP610025	250 mm		1	€ 9,20
	WBPP610050	500 mm		1	€ 14,10
	WBPP610100	1000 mm		1	€ 19,50
	WBPP610200	2000 mm		1	€ 34,70

















**CURVA
BEND**

	Cod./ref.	Dim./dim.	Note/notes	Pz./pcs	€/pz.
	WBPP61045	45°		1	€ 15,60
	WBPP61090	93°		1	€ 16,30

PARTENZA VERTICALE
VERTICAL ADAPTER

	Cod./ref.	Dim./dim.	Note/notes	Pz./pcs	€/pz.
	WBPP61001		Ariston-Chaffoteaux, Beretta, Riello, Vaillant	1	€ 17,90
	WBPP61002		Argo, Baxi, Roca, Viessmann	1	€ 17,90
	WBPP61003		Biasi, Ferroli, Fondital, Nova Florida, Savio	1	€ 17,90
	WBPP61004		Immergas	1	€ 17,90
	WBPP61005		Junkers - Bosch	1	€ 17,90
	WBPP61006		Unical	1	€ 17,90
 NEW	WBPP61007		Radiant	1	€ 17,90
 NEW	WBPP61008		Italtherm - Baltur	1	€ 17,90
 NEW	WBPP61009		Sime	1	€ 17,90

CURVA DI PARTENZA
BEND ADAPTER

		Cod./ref.	Dim./dim.	Note/notes	Pz./pcs	€/pz.
		WBPPCUR61001		Ariston-Chaffoteaux - Beretta - Rielo - Vaillant	1	€ 17,90
		WBPPCUR61002		Argo - Baxi - Roca - Viessman	1	€ 16,30
		WBPPCUR61003		Biasi - Ferroli - Fondital - Nova Florida - Savio	1	€ 18,90
		WBPPCUR61004		Immergas	1	€ 17,90
		WBPPCUR61006		Unical	1	€ 18,90
		WBPPCUR61007		Radiant	1	€ 18,90
		WBPPCUR61008		Italtherm - Baltur	1	€ 17,90
		WBPPCUR61009		Sime	1	€ 18,90