

DOPPIA PARETE PP/RAME

DOUBLE WALL PP/COPPER

Diametri disponibili/Available diametres

Ø 80/100 – Ø 125/130


Applicazioni / Applications



Installazione
esterna
Outdoor
installation



Caldaie a
condensazione
Condensing
devices




**Guarnizione in EPDM
conforme a UNI EN 14241-1**
EPDM seal compliant to
UNI EN 14241-1

Polipropilene
Polypropylene

Rame
Copper




DOCUMENTAZIONE DOCUMENTS




DoP

get.atimariani.it/dop/DOP05.pdf



**Libretto istruzioni
Instruction manual**

get.atimariani.it/man/210-0713.pdf



**Sezione catalogo
Catalogue section**

get.atimariani.it/cat/PP-COP-DW.pdf

PERDITE DI CARICO (Pa) HEAD LOSS (Pa)	Ø80/100	Ø125/130
Tubo rigido 1 m Rigid pipe	4	3
Curva 45° Elbow	5	4
PESO WEIGHT (kg/m)	Ø80/100	Ø125/130
Tubo rigido Single wall rigid	2.16	2.90
CARICO MECCANICO MECHANICAL LOAD	Ø80/100	Ø125/130
Altezza massima Max height	30 m	30 m

CE Designazione del prodotto secondo la norma EN 14471 Product designation according to EN 14471

SISTEMA CAMINO DOPPIA PARETE RIGIDO CON CONDOTTO FUMI IN PLASTICA E PARETE ESTERNA IN RAME.
DOUBLE WALL RIGID SYSTEM CHIMNEY WITH PLASTIC FLUE LINER AND EXTERNAL WALL IN COPPER.

TEMPERATURA TEMPERATURE	PRESSIONE PRESSURE	CONDENSA CONDENSATE	CORROSIONE CORROSION	DISTANZA MATERIALI INFIAMMABILI DISTANCE FROM COMBUSTIBLE MATE- RIALS	POSIZIONAMENTO LOCATION	REAZIONE AL FUOCO REACTION TO FIRE	PROTEZIONE PROTECTION
T120 max 120 °C	P1 200 Pa	W Usò a umido Wet utilization	2 Combustibili gassosi/ liquidi Gaseous / liquid fuels	010 10 mm	LE Usò interno/esterno Indoor/outdoor	E Scarsa proprietà di reazione alla fiamma Poor fire reaction properties	U0 Protezione non combustibile Protection no fuels



TERMINALE VERTICALE
VERTICAL FLUE TERMINAL

Dim. **240 mm**

Cod./ref. **WR45-810PR**

Note

Notes

Pz/pcs **1**

€/pz. **€ 38,80**



TERMINALE VERTICALE
VERTICAL FLUE TERMINAL

Dim. **130 mm**

Cod./ref. **45-100RB**

Note

Notes

Pz/pcs **1**

€/pz. **€ 42,20**



CALOTTA SUPERIORE
UPPER SUPPORT

Dim.

Cod./ref. **5-100M**

Note

Notes

Pz/pcs **1**

€/pz. **€ 14,60**



TEGOLA MARRONE
BROWN TILE

Dim. **500 x 500 mm**

Cod./ref. **5-TA**

Note **tetto inclinato da 5° a 30°**

Notes **5° - 30° pitched roof**


Pz/pcs **1**

€/pz. **€ 28,20**



TUBO
PIPE

Dim.	250 mm	500 mm	1000 mm	2000 mm
Cod./ref.	WR6-80PR	WR6-850PR	WR6-810PR	WR6-820PR
Note				
Notes				
Pz/pcs	1	1	1	1
€/pz.	€ 25,60	€ 35,80	€ 53,60	€ 99,00



TUBO TELESCOPICO
ADJUSTABLE PIPE

Dim. **Ø 100 - 500 / 850 mm**

Cod./ref. **WR6-10T**

Note **Ø 80 interno non compreso**

Notes **Ø 80 internal not included**

Pz/pcs **1**

€/pz. **€ 31,20**



CURVA
BEND

Dim. **45°**

Cod./ref. **WR7-410PR**

Note

Notes

Pz/pcs **1**

€/pz. **€ 47,00**



CURVA
BEND

Dim. **93°**

Cod./ref. **WR7-910PR**

Note

Notes

Pz/pcs **1**

€/pz. **€ 59,60**



RACCORDO A T
T ELEMENT

Dim.

Cod./ref. **WR13-810PR**

Note

Notes

Pz/pcs **1**

€/pz. **€ 84,20**



**RACCORDO A T
T ELEMENT**

Dim.

Cod./ref. **WR13-810PSC**

Note **con scarico condensa da 1/2"**

Notes **with 1/2" condensation drain**

Pz/pcs **1**

€/pz. **€ 92,80**



**RACCORDO A T
T ELEMENT**

Dim.

Cod./ref. **WR13-810PIS**

Note **con tappo ispezione**

Notes **with inspection plug**

Pz/pcs **1**

€/pz. **€ 105,20**



**SCARICO CONDENSA CON ANELLO
CONDENSATION DRAIN WITH RING**

Dim. **Ø 80 - 1/2"**

Cod./ref. **WR16-80SC**

Note **verticale**

Notes **vertical**

Pz/pcs **1**

€/pz. **€ 32,80**



**SUPPORTO A MURO
WALL SUPPORT**

Dim. **140 x 180 x 200 mm**

Cod./ref. **WR15-SUP**

Note

Notes

Pz/pcs **1**

€/pz. **€ 84,60**



**ADATTATORE DOPIA PARETE
TRANSITION DOUBLE WALL SYSTEM**

Dim. **Ø 80-100 / Ø 80**

Cod./ref. **WR6-80AD**

Note

Notes

Pz/pcs **1**

€/pz. **€ 23,60**



**COLLARE DI FISSAGGIO
WALL BRACKET**

Dim.

Cod./ref. **14-100R**

Note

Notes

Pz/pcs **10**

€/pz. **€ 8,20**



**ANELLO DI SERRAGGIO
FASTENING RING**

Dim.

Cod./ref. **9-10FR**

Note

Notes

Pz/pcs **10**

€/pz. **€ 7,60**



TERMINALE VERTICALE ROOF TERMINAL

Dim. **1000 mm**
Cod./ref. **WR45-1213PR**
Note
Notes
Pz/pcs **1**
€/pz. **€ 119,80**



TUBO PIPE

Dim.	250 mm	500 mm	1000 mm	2000 mm
Cod./ref.	WR6-123PR	WR6-1253PR	WR6-1213PR	WR6-1223PR
Note	con anello	con anello	con anello	con anello
Notes	with ring	with ring	with ring	with ring
Pz/pcs	1	1	1	1
€/pz.	€ 42,60	€ 57,80	€ 86,80	€ 149,00



CURVA BEND

Dim. **45°**
Cod./ref. **WR7-1213PR**
Note **con anello**
Notes **with ring**
Pz/pcs **1**
€/pz. **€ 60,40**



RACCORDO A T T ELEMENT

Dim.
Cod./ref. **WR13-1213PIS**
Note **con tappo ispezione e anello**
Notes **with inspection plug and ring**
Pz/pcs **1**
€/pz. **€ 122,00**



COLLARE DI FISSAGGIO WALL BRACKET

Dim.
Cod./ref. **14-130R**
Note
Notes
Pz/pcs **10**
€/pz. **€ 9,40**



RACCORDO A T T ELEMENT

Dim.
Cod./ref. **WR13-1213PR**
Note **con anello**
Notes **with ring**
Pz/pcs **1**
€/pz. **€ 108,80**



SUPPORTO A MURO WALL SUPPORT

Dim. **140 x 180 x 200 mm**
Cod./ref. **WR15-130PR**
Note **scarico condensa da 1/2"**
Notes **with 1/2" condensation drain**
Pz/pcs **1**
€/pz. **€ 127,40**



ANELLO DI SERRAGGIO FASTENING RING

Dim.
Cod./ref. **WR9-13FR**
Note
Notes
Pz/pcs **1**
€/pz. **€ 13,40**